



MIXING

- Bottom and helix made of wear resistant STEEL HB400
- Rounded fixed safety grill complete with bag breaker
- Electric valve, hydraulic hoses + electric connection kit
- Attachment to the machine



MIXER BUCKET WITH CENTRAL DISCHARGE



Welded helix made of wear steel HB400

Unloading pipe 1500mm length

Sintered steel seal group

Suitable for any type of earth moving machine:

Skid loader _____ 150/200/250/350/450

Backhoe loaders-Compact wheel loaders _____ BM450/600/700

Wheel loaders _____ BM1100/1500/2000

Telehandlers _____ 2,0/2,5 t BM350/450

3,0/3,5 t BM600

>4,5 t BM700

Excavators _____ starting from 3,5 t

MIXER BUCKET WITH SIDE DISCHARGE



Bolted helix made of wear steel HB400

Hydraulic motor fully protected

Unloading pipe (length 1500mm)

Bolted attachment as standard supply, starting from the class 3 models

Polyurethane seal group

Suitable for any type of earth moving machine:

Skid loader _____ BM100/150/200/250/330/400SL

Backhoe loaders-Compact wheel loaders _____ BM400/500/600SL

Wheel loaders _____ BM700/1100SL

Telehandlers _____ 2,0/2,5 t BM250/330/400SL

3,0/3,5 t BM500/600SL

>4,5 t BM700SL

Excavators _____ starting from 3,5 t

TWIN DOOR MIXER BUCKET



Bolted helix made of wear steel HB400

Hydraulic motor fully protected

Unloading pipe (length 1500mm) and side chute

Bolted attachment as standard supply, starting from the class 3 models

Polyurethane seal group

Suitable for any type of earth moving machine:

Skid loader _____ BM150/200/250/330/400TD

Backhoe loaders-Compact wheel loaders _____ BM400/500/600TD

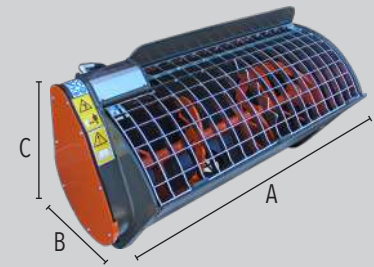
Wheel loaders _____ BM700/1100TD

Telehandlers _____ 2,0/2,5 t BM250/330/400TD

3,0/3,5 t BM500/600TD

>4,5 t BM700TD

Excavators _____ starting from 3,5 t



DIMENSIONS

		BM 150	BM 200	BM 250	BM 350	BM 450	BM 600	BM 700	BM 1100	BM 1500	BM 2000
A	Width	1325	1325	1505	1520	1620	1900	1900	2165	2260	2760
B	Depth	800	800	830	900	900	1000	1100	1320	1450	1450
C	Height	600	670	690	815	815	910	1030	1160	1180	1180

The concrete mixer bucket M3 is equipped with: BOTTOM AND HELIX made of wear resistant STEEL HB400 - Rounded fixed safety grid complete with bag-breaker - Electric valve - Hydraulic hoses - Electric connection kit - Flat Face Couplings (only on SSL) - hydraulic opening of the bottom through a cylinder with covered rod - chain tensioner - unloading pipe lenght mm 1500 - attachment to the machine.

By coupling the mixing bucket to the compact loaders, please consider the following: the operating load of the machine \geq the full load weight of the mixer bucket. In case the longitudinal and the horizontal distance of the center of gravity of the mixing bucket is lower than the one of the standard bucket (according to the data supplied by the manufacturer of the mixing bucket) it is possible to add the weight of the standard bucket to the operating load.

OPTIONALS

	Hydraulic opening of the safety grill including the safety valve. Not available in BM 250 model	Opening of the safety grill through gas springs including the safety valve.
Multi-Hitch option	Electric winder	Radio control for bottom opening without electric line
Bolted plate for excavator-direct coupling	8 / 14 pins connector	



MODEL	BM 150	BM 200	BM 250	BM 350	BM 450	BM 600	BM 700	BM 1100	BM 1500	BM 2000
Capacity [lt]	150	200	250	350	450	600	700	1100	1500	2000
Transmission	gear unit	gear unit	chain	chain	chain	chain	chain	chain	chain, 2 motors	chain, 2 motors
Empty weight [kg]	260	270	380	395	420	630	710	1250	1700	2100
Full load weight [kg]	620	750	980	1235	1500	2070	2390	3890	5300	6900
Min/max flow rate [lt/min]	30/40	30/40	30/75	35/75	35/75	65/75	70/150	100/114	140/300	200/228
Max pression cont/peak [bar]	140/205	140/205	230/300	210/300	210/300	140/300	150/310	205/330	150/310	205/330

